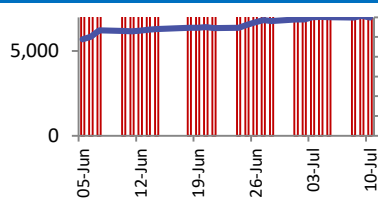
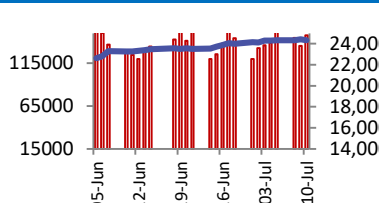


BSE



80,C,Open	80481
75,C,High	80481
65,C,Low	79436
55,C,Close	79925
Change	-427
Volume (Lacs)	9051
Turnover (Rs.inCr)	11766

NSE



Open	24460
High	24461
Low	24142
Close	24324
Change	-109
Volume(Lacs)	49609
Turnover(Rs.in Cr)	147729

World Markets	Current	Previous	Pt. Chg	Var(%)
Dow	39721	39292	429	1.1%
Dow Futures	40016	40049	(33)	-0.1%
Nasdaq	18647	18429	218	1.2%
FTSE	8194	8140	54	0.7%
Nikkei	42180	41832	348	0.8%
Hang Seng	17686	17472	214	1.2%
Gift Nifty	24402	24408	(6)	0.0%
Straits Singapore	3473	3460	13	0.4%
South Korea	2890	2868	22	0.8%
Taiwan	24336	24007	329	1.4%
Shanghai	2963	2939	24	0.8%

Commodity Prices	Current	Previous	Pt. Chg	Var(%)
Copper (\$/MT)	9905	9869	36.0	0.4%
Alumin (\$/MT)	2484	2497	(13.0)	-0.5%
Zinc (\$/MT)	2966	2931	35.0	1.2%
Brent Crude (\$/bbl)	86.0	85.0	1.0	1.2%
Gold (\$/Ounce)	2378	2371	7.0	0.3%
Silver (\$/Ounce)	31.0	31.0	0.0	0.0%
Light Crude (\$/bbl)	83.0	82.0	1.0	1.2%
N G (\$/mmbtu)	2.0	2.0	0.0	0.0%
Sugar (\$/MT)	552.0	548.0	4.0	0.7%
Rubber (Rs./kg)	207.0	207.0	0.0	0.0%
Baltic Dry Index	1939	1894	45.0	2.4%

Currency Exchange Rate	Current	Previous	Var(%)
Rs./\$ rate	83.53	83.49	0.05%
Rs./ Euro	90.38	90.37	0.01%
Rs./Chinese Yuan	11.49	11.48	0.09%
Yen /\$ rate	161.58	161.69	-0.07%
\$ US/Euro	1.08	1.08	0.00%

Dollar Index	Current	Previous	Var(%)
Dollar Index	105.26	105.28	-0.02%

Support/ Resistance Levels for Today		
	Nifty	Bank Nifty Fut
Support 1	24240	52140
Support 2	24140	51900
Resistance	24400	52540

Securities in Ban For Trade	
ABFRL	BANDHANBNK
BALRAMCHIN	CHAMBLFERT
PEL	INDIACEM
IEX	GNFC
INDUSTOWER	RBLBANK

Market Review

US: US equities rose for the seventh straight day to hit fresh all-time highs on Wednesday. This is the longest winning run for the equities since November.

Asia: Stocks rose on Thursday, with markets from Tokyo to New York at record highs, while traders counted down to U.S. data that is expected to show inflation easing and pave the way for rate cuts in September.

India: The Indian benchmark equity indices logged their worst session since June 4 after hitting respective highs at open on Wednesday as shares of Mahindra & Mahindra Ltd. fell nearly 7%. **Market is expected to open on a positive note and likely to witness range bound move during the day.**

Global economy:

According to the Commerce Department's Census Bureau, wholesale inventories rose 0.6% as previously estimated last month. Stocks at wholesalers rose 0.2% in April. Stocks at wholesalers rose 0.2% in April. There is cautious optimism that inventory accumulation could offset some of the anticipated hit on GDP from a widening trade deficit. Growth estimates for the second quarter are around a 2% annualized rate. The economy grew at a 1.4% pace in the January-March quarter.

Ukraine's consumer price inflation quickened to 4.8% yoy in June fuelled by an increase in consumer electricity prices. Inflation was 3.3% in May yoy. Ukraine's government was forced to increase electricity prices as it hunts for funds to repair the energy system, severely hit by the Russian bombardments. As businesses increasingly use generators to produce electricity, fuel prices have also increased. The data showed that fuel prices grew by 25.5% in June yoy.

Commodities: Oil prices rose in Asian trade on Thursday, extending recent gains as weakness in the dollar ahead of key U.S. inflation data benefited price, while bets on tighter global supplies remained in play.

Gold prices firmed for a third consecutive session on Thursday, with investors awaiting U.S. inflation data due later in the day for more insights on the Federal Reserve's interest rate path.

Currency: The dollar fell a touch on Thursday although moves were largely subdued ahead of a U.S. inflation report due later in the day, while sterling firmed on receding expectations for an August rate cut from the Bank of England

FII Derivative Transactions (Rs. Cr)

Contracts	Purchase		Sell		Net	Open Interest (OI)		OI (Previous day)		Change	
	Contract	Value	Contract	Value		Contract	Value	Contract	Value	Contract	Value
Index Future	56230	3700	103967	7135	(3435)	568024	36602	572711	37208	(4687)	(606)
Index Option	42109043	3073820	41901173	3054914	18906	4909390	316562	6041468	414763	(1132078)	(98201)
Stock Future	402059	31312	423287	33388	(2076)	4096714	316688	4083310	316935	13404	(247)
Stock Option	790288	61791	797681	62322	(531)	604020	47247	553425	43482	50595	3765
Total	43357620	3170623	43226108	3157759	12864	10178148	717099	11250914	812388	(1072766)	(95289)

FII All Activity-BBG (Rs Cr)	Buy	Sell	Net
3-Jul-24	16500	12602	3899
4-Jul-24	16289	10778	5512
5-Jul-24	15188	12019	3169
8-Jul-24	13925	13763	162
9-Jul-24	16248	14720	1528
Month to date- July	106383	95115	11268
FII (Prov.) (Rs Cr)	Buy	Sell	Net
4-Jul-24	13837	11261	2576
5-Jul-24	13354	12113	1241
8-Jul-24	13564	13503	61
9-Jul-24	14537	14223	314
10-Jul-24	17464	16880	584
Month to date-July	118539	110705	7834
DII (Prov.) (Rs. Cr)	Buy	Sell	Net
4-Jul-24	11303	13679	(2375)
5-Jul-24	12695	14346	(1651)
8-Jul-24	14355	11488	2867
9-Jul-24	13615	12199	1416
10-Jul-24	15153	14070	1082
Month to date-July	111656	106676	4980
FII Debt - BBG (Rs. Cr)	Buy	Sell	Net
3-Jul-24	1812	1112	699
4-Jul-24	2414	481	1933
5-Jul-24	753	257	497
8-Jul-24	419	659	(239)
9-Jul-24	1731	1163	569
Month to date- July	11923	7000	4923

Market Breadth	BSE		NSE	
	No.	%	No.	%
Advance	1326	33%	837	31%
Decline	2612	65%	1837	67%
Unchanged	83	2%	56	2%

Market Turnover	10-Jul	09-Jul	Var (%)
BSE Cash	11766	10122	16%
NSE Cash	147729	135443	9%
NSE Futures	179447	123979	45%
NSE Options	54082622	34741770	56%
Total (Rs.Cr)	54421565	35011314	55%

Volatility Index	10-Jul	09-Jul
Volatility Index	14.43	14.28

Index PE - TTM	10-Jul	Yr. High	Yr. Low
Sensex	24.3	26.0	21.8
Nifty	23.2	28.8	20.3

Corporate News

Satin Creditcare Network raises 15 million euros from Development Bank of Austria

Microfinance company Satin Creditcare Network has raised 15 million euros in debt from OeEB – Oesterreichische Entwicklungsbank AG – the Development Bank of Austria. The external commercial borrowing with a tenure of five years is raised at a rate linked to Euribor and it comes around 11% approximately, a senior official with Satin said. This rate is euribor plus 260 basis points, to be precise. (BS)

GE Power India To Sell Hydro And Gas Power Business Through Slump Sale

GE Power India Ltd. is selling its hydro business and gas power business through a slump sale. The hydro business will be sold to GE Power Electronics (India) Pvt. and the gas power business will be sold to GE Renewable Energy Technologies Pvt., the company announced through an exchange filing on Wednesday. Divesting the existing businesses will help GE Power focus on service growth, retain share in service upgrades, participate in margin and cash-accretive FGD, increase the Durgapur load by supplying boiler OEM parts outside India, fabricate industrial equipment and leverage the factory's core competencies. (BS)

Economy

Jute manufacturers' margins to shrink amid wage hikes and weak export demand

Jute manufacturers in India are expected to see operating margins shrink 50 basis points this fiscal due to wage hikes and subdued demand in export markets. This marks the second consecutive year of decline in profitability. However, their credit profiles will remain stable due to strong procurement by government agencies, healthy balance sheets, and negligible capital expenditure debt (ET)

International

US regulators fine Citi \$136 million for failing to fix longstanding data issues

U.S. bank regulators fined Citigroup \$136 mn for making "insufficient progress" fixing data management issues identified in 2020 and required the bank to demonstrate it was putting enough resources toward those efforts. The fines are the latest blows for CEO Jane Fraser as she tackles the bank's regulatory failings and streamlines its structure after laying off thousands of employees. The regulators fined Citi \$400 million in 2020 after identifying "ongoing deficiencies" in its handling of various areas of risk management and internal controls, including data quality management. (Invst)

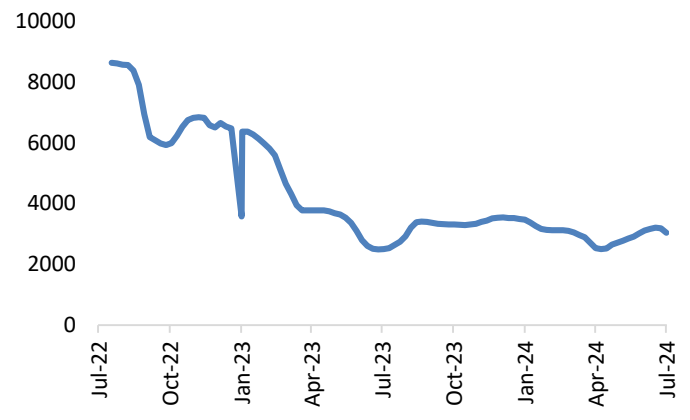
Top 5 Nifty Gainers	10-Jul	09-Jul	Var(%)
ASIANPAINT	2996	2905	3.1%
SBILIFE	1559	1525	2.2%
DIVISLAB	4637	4552	1.9%
BRITANNIA	5756	5669	1.5%
GRASIM	2802	2762	1.5%
Top 5 Nifty Losers	10-Jul	09-Jul	Var(%)
M&M	2732	2926	-6.6%
TATASTEEL	168	172	-2.2%
HINDALCO	693	707	-1.9%
TCS	3909	3986	-1.9%
HEROMOTOCO	5509	5589	-1.4%

BSE Index Watch	Last	1 day	1 wk	1 mth	1 yr
SENSEX	79925	-0.5%	-0.1%	4.5%	21.8%
MIDCAP	47451	-0.2%	1.4%	6.2%	62.8%
SMLCAP	53780	-0.7%	0.6%	8.2%	61.4%
AUTO	57735	-1.7%	0.8%	1.1%	60.7%
BANKEX	59916	-0.6%	-0.7%	5.7%	18.8%
Capital Goods	75208	-0.4%	2.0%	7.7%	82.1%
FMCG	21491	0.2%	3.5%	3.0%	12.6%
Health Care	38574	0.3%	3.1%	5.7%	47.1%
IT	38120	-1.0%	0.0%	7.8%	28.4%
METAL	32948	-1.6%	-1.8%	-0.6%	57.0%
Oil & Gas	30460	0.1%	2.8%	4.8%	59.1%
Power	8137	0.5%	2.0%	5.3%	100.0%
Realty	8796	-0.1%	1.1%	2.7%	108.6%

NSE USD Futures	10-Jul	09-Jul	Var (%)
July Expiry (Rs./\$)	83.89	83.89	0.0%
August Expiry (Rs./\$)	83.77	83.77	0.0%
Total Turnover (Rs. Crore)	783	591	32%

Sectors	TTM PE
Auto	34.51
Auto Ancillary	55.38
Banking	15.95
Engineering	45.01
Cement	74.65
Diamonds & Jewellery	66.09
Housing Finance	25.47
Infrastructure & Const	33.16
Metals-Aluminium	42.66
Metal – Steel	19.77
Oil Expl.	17.52
Pharma	10.61
Power – Gen. Supp.	42.2
Information Tech.	25.53
Sugar	20.08
Telecom Serv. Prov.	86.94
Tyres	28.45

China Bromine Price (\$/Metric tonne) (Source: BBG)



10 year G-Sec Yield	Current	Previous	Change
US	4.29%	4.28%	1 bps
Japan	1.09%	1.09%	0 bps
India	6.98%	6.99%	(1) bps
UK	4.13%	4.16%	(3) bps
Libor 3 Mths	5.57%	5.57%	0 bps

Indian Eco Data	Current	Previous	Var(%)
Forex Reserve (US\$ in bn)	654	652	0.3%
Inflation - WPI	2.61%	1.26%	135 bps
Inflation - CPI	4.75%	4.83%	(8) bps

India GDP	Q4FY24	Q3FY24	Var(%)
Growth	7.76%	8.57%	(81) bps

Monetary Policy	Current	Previous	Change
Repo Rate	6.50%	6.50%	0 bps
Reverse Repo Rate	3.35%	3.35%	0 bps
CRR	4.50%	4.50%	0 bps
O/S Banking System Liquidity (Rs bn)	693	550	142.7

IIP Growth %	Jan-24	Jan-23	Apr-Feb
IIP	5.0	4.6	6.3
Mining	5.9	9.0	8.5
Manufacturing	3.2	4.5	5.7
Electricity	5.6	12.7	7.0

ADR Price Movement

Company	Price (US\$)	Volume	Previous Day Price	Volume	Variance (%)	No. of Share Per ADR	ADR Price (Rs.)	BSE Price	Variance (%)
Infosys Tech	19.37	16768772	19.30	12586754	0.36%	1	1617.98	1648.25	-1.8%
Wipro	6.39	1559605	6.38	1949441	0.16%	1	533.76	535.55	-0.3%
Dr.Reddy's	78.22	228326	77.68	252042	0.70%	1	6533.72	6592.55	-0.9%
ICICI Bank	29.45	3556175	29.38	6897975	0.24%	2	1229.98	1243.20	-1.1%
HDFC Bank	60.36	2341437	61.29	3567481	-1.52%	3	1680.62	1626.10	3.4%

GDR's (US\$)

	Prices	Prev. Close	Change	Var %
L&T	43.90	44.20	(0.3)	-0.7%
RIL	76.10	76.20	(0.1)	-0.1%
SBI	101.60	102.80	(1.2)	-1.2%

US Economy Data

	Current	Previous
Inflation (YoY)	3.30%	3.40%
Unemployment (%)	4.10%	4.00%

Interest Rate (%)

	Current	Previous
Fed Rate	5.50%	5.50%

US GDP

	Q1CY24	Q4CY23	Q4CY22
Growth (QoQ Annualized)	1.40%	3.40%	2.60%

China Economy Data

	Current	Previous
GDP	5.30%	5.20%
Inflation – CPI (%)	0.20%	0.30%

Economic Calendar

	Date
Indian GDP Data	30 Aug
Indian Inflation Data CPI	12 Jul
Indian Inflation Data WPI	15 Jul
Indian Monetary Policy	08 Aug
India's Industrial Production (IIP)	12 Jul
US Inflation Data	11 Jul
US GDP	25 Jul
US Unemployment Data	02 Aug
US Fed Rate	31 Jul
China GDP	15 Jul
China Inflation Data	9 Aug

Event Update

Name	Date	Purpose
Alliance Integrated Metaliks Ltd.	11-07-2024	Bonus issue
Oriental Hotels Ltd.	11-07-2024	Rs.0.50 per share(50%)Dividend
Raymond Ltd.	11-07-2024	Spin Off
Route Mobile Ltd.	11-07-2024	Rs.2.00 per share(20%)Final Dividend
Sinclair's Hotels Ltd.	11-07-2024	Rs.1.00 per share(50%)Final Dividend
Sky Industries Ltd.	11-07-2024	Rs.1.00 per share(10%)Final Dividend
20 Microns Ltd.	12-07-2024	Rs.1.25 per share(25%)Final Dividend
AU Small Finance Bank Ltd.	12-07-2024	Rs.1.00 per share(10%)Final Dividend
Axis Bank Ltd.	12-07-2024	Rs.1.00 per share(50%)Final Dividend
Birlasoft Ltd.	12-07-2024	Rs.4.00 per share(200%)Final Dividend
DK Enterprises Global Ltd.	12-07-2024	Dividend
Indian Oil Corporation Ltd.	12-07-2024	Rs.7.00 per share(70%)Final Dividend
IRM Energy Ltd.	12-07-2024	Rs.1.50 per share(15%)Final Dividend
Jubilant FoodWorks Ltd.	12-07-2024	Rs.1.20 per share(60%)Final Dividend
Petronet LNG Ltd.	12-07-2024	Rs.3.00 per share(30%)Final Dividend
Piramal Pharma Ltd.	12-07-2024	Rs.0.11 per share(1.1%)Final Dividend
Polychem Ltd.	12-07-2024	Rs.30.00 per share(300%)Final Dividend
PTL Enterprises Ltd.	12-07-2024	Rs.1.75 per share(175%)Final Dividend
Sat Industries Ltd.	12-07-2024	Rs.0.15 per share(7.5%)Final Dividend
Shradha Infraprojects Ltd.	12-07-2024	Dividend

Bulk Deal As On 10/07/24

BSE

Security Code	Security Name	Client Name	Deal	Quantity	Price
539506	ADCON	KIRTESH BABULAL SHAH	B	1400000	0.79
539506	ADCON	KUBER EQUITY SERVICES LLP	B	1400000	0.79
539506	ADCON	TAKHTESH RAMESH PAREKH	S	2800000	0.79
538351	AFEL	SEIFER RICHARD MASCARENHAS	B	267284	10.65
543443	ASCENSIVE	BEELINE BROKING LIMITED	S	24000	97.17
543443	ASCENSIVE	BLUESKY INFRA DEVELOPERS PRIVATE LIMITED	B	54000	97.17
512149	AVANCE	TOPGAIN FINANCE PRIVATE LIMITED	S	17807647	0.89
544151	CHATHA	ALACRITY SECURITIES LIMITED	S	82000	125.16
544151	CHATHA	ALACRITY SECURITIES LIMITED	B	114000	126.06
531210	COLINZ	BHUPESH GUPTA	B	12731	80.98
543529	DELHIVERY	ADITYA BIRLA SUN LIFE MUTUAL FUND	B	2594595	388.45
543529	DELHIVERY	ADITYA BIRLA SUN LIFE MUTUAL FUND	B	1081078	388.45
543529	DELHIVERY	ADITYA BIRLA SUN LIFE MUTUAL FUND	B	324328	388.45
543529	DELHIVERY	BLACKSTONE AQUA MASTER SUB-FUND	B	257503	388.45
543529	DELHIVERY	BOFA SECURITIES EUROPE SA	B	296091	388.45
543529	DELHIVERY	CANADA PENSION PLAN INVESTMENT BOARD	S	257501	388.45
543529	DELHIVERY	CANADA PENSION PLAN INVESTMENT BOARD	S	257503	388.45
543529	DELHIVERY	CANADA PENSION PLAN INVESTMENT BOARD	S	257503	388.45
543529	DELHIVERY	CANADA PENSION PLAN INVESTMENT BOARD	S	260004	388.45
543529	DELHIVERY	CANADA PENSION PLAN INVESTMENT BOARD	S	296091	388.45
543529	DELHIVERY	CANADA PENSION PLAN INVESTMENT BOARD	S	875002	388.45
543529	DELHIVERY	CANADA PENSION PLAN INVESTMENT BOARD	S	1175001	388.45
543529	DELHIVERY	CANADA PENSION PLAN INVESTMENT BOARD	S	1950001	388.45
543529	DELHIVERY	CANADA PENSION PLAN INVESTMENT BOARD	S	2041090	388.45
543529	DELHIVERY	CANADA PENSION PLAN INVESTMENT BOARD	S	2520500	388.45
543529	DELHIVERY	CANADA PENSION PLAN INVESTMENT BOARD	S	3350900	388.45
543529	DELHIVERY	CANADA PENSION PLAN INVESTMENT BOARD	S	4000001	388.45
543529	DELHIVERY	CANADA PENSION PLAN INVESTMENT BOARD	S	6190403	388.45
543529	DELHIVERY	COPTHALL MAURITIUS INVESTMENT LIMITED	B	1175001	388.45
543529	DELHIVERY	FMRC FIDELITY EMERGING MARKETS FUND	B	6190403	388.45
543529	DELHIVERY	GHISALLO MASTER FUND LP	B	875002	388.45
543529	DELHIVERY	HSBC COLLECTIVE INVESTMENT TRUST - HSBC EVOLVING ASIA EQUITY FUND	B	154831	388.45
543529	DELHIVERY	HSBC COLLECTIVE INVESTMENT TRUST - HSBC INDIA MULTI INCOME FUND	B	7449	388.45
543529	DELHIVERY	HSBC GLOBAL INVESTMENT FUNDS INDIAN EQUITY	B	256456	388.45
543529	DELHIVERY	HSBC INDIA INFRASTRUCTURE EQUITY MOTHER FUND	B	1407971	388.45
543529	DELHIVERY	HSBC INDIAN EQUITY FUND	B	4149	388.45
543529	DELHIVERY	HSBC INDIAN EQUITY MOTHER FUND	B	142933	388.45
543529	DELHIVERY	HSBC INDIEN	B	67301	388.45
543529	DELHIVERY	ICICI PRUDENTIAL LIFE INSURANCE COMPANY LIMITED	B	3350900	388.45
543529	DELHIVERY	MORGAN STANLEY ASIA SINGAPORE PTE	B	1950001	388.45
543529	DELHIVERY	NIPPON INDIA MUTUAL FUND	B	2520500	388.45
543529	DELHIVERY	OPTIMAS GLOBAL ALPHA FUND	B	257503	388.45
543529	DELHIVERY	SOCIETE GENERALE	B	260004	388.45
543529	DELHIVERY	VERITION MULTI-STRATEGY MASTER FUND LTD.	B	257501	388.45
531471	DUKEOFS	MULTIPLIER SHARE & STOCK ADVISORS PRIVATE LIMITED	S	61834	22.57
540204	EIKO	SAURABHTRIPATHI	B	80000	59.77
531259	ESHAMEDIA	GANESH SRINIVASAN	S	100000	13.11
531259	ESHAMEDIA	KEDAR N JOSHI	B	130000	13.11
531259	ESHAMEDIA	MULTIPLIER SHARE & STOCK ADVISORS PRIVATE LIMITED	S	150000	13.11

531259	ESHAMEDIA	OPULUS BIZSERVE PRIVATE LIMITED	B	85973	13.11
531259	ESHAMEDIA	RISHI ARVIND VAIDYA .	B	69969	13.11
540190	FRANKLININD	KEWAL KRISHAN GOEL	B	2600000	4.21
540190	FRANKLININD	MULTIPLIER SHARE & STOCK ADVISORS PRIVATE LIMITED	S	1197915	4.21
540190	FRANKLININD	RUCHIRA GOYAL	S	1200000	4.21
531911	GALAGEX	GB HOSPITALITY (INDIA) PRIVATE LIMITED	B	26564	45.35
539216	GARMNTMNTR	RIKHAV SECURITIES LIMITED	S	532365	6.98
530663	GOYALASS	ASHOKBHAI GOVINDBHAI PRAJAPATI	B	400000	2.19
530663	GOYALASS	VANDANATIWARI	B	376981	2.06
530663	GOYALASS	YOGESHKUMARSHUKLA	S	358193	2.13
504369	GRANDMA	PRITI SAWANKUMAR JAJOO	S	900000	2.68
539767	MNIL	AMNESTI MULTISERVICES PRIVATE LIMITED	S	30810	15.64
539767	MNIL	N L RUNGTA (HUF)	S	23529	15.74
539767	MNIL	N L RUNGTA (HUF)	B	14000	15.51
539767	MNIL	SITA RAM	B	24792	15.89
517554	NHCFOODS	PUNEET MITTAL	S	76649	62.25
517554	NHCFOODS	PUNEET MITTAL	B	76649	62.22
531512	ORIENTTR	ABHINAV COMMOALES	B	70000	12.73
531512	ORIENTTR	GAURI NANDAN TRADERS	B	80000	12.73
511557	PROFINC	MANISH KUMAR	B	1455000	1.1
511557	PROFINC	PRIYA AGRAWAL	S	1828610	1.07
544021	PROTEAN	BARODA MUTUAL FUND	B	225000	1467.71
536659	PVVINFRA	PNRK AND SONS LLP	S	141000	20.78
531893	SAWABUSI	SAGAR RAJESHBHAI JHAVERI (HUF)	S	5000000	0.71
538875	SELLWIN	PRIYA RAJAT GUPTA	B	55769	25.06
540786	SHARIKA	MULTIPLIER SHARE & STOCK ADVISORS PRIVATE LIMITED	S	419284	26.33
540786	SHARIKA	MULTIPLIER SHARE & STOCK ADVISORS PRIVATE LIMITED	B	53340	26.69
540147	SHASHIJIT	SHUBHAM ASHOKBHAI PATEL	B	36821	7.01
540147	SHASHIJIT	SHUBHAM ASHOKBHAI PATEL	S	658476	7.35
543970	SHOORA	RIKHAV SECURITIES LIMITED	S	9000	52.7
543970	SHOORA	RIKHAV SECURITIES LIMITED	B	3000	53.05
543970	SHOORA	TEJALBEN MUNDHVA	B	9000	52.65
511493	SHRYDUS	SUMANCHEPURI	S	65949	23.84
543924	SONALIS	BONANZA PORTFOLIO LIMITED	S	10000	63.17
543924	SONALIS	BONANZA PORTFOLIO LIMITED	B	10000	63.21
526827	SPICEISLIN	YACOOBALI AIYUB MOHAMMED	S	23000	40.59
543828	SUDARSHAN	SHERWOOD SECURITIES PVT LTD	S	228800	88
542025	SUNRETAIL	RAJESH KUMAR SINGH	B	1104000	1.26
543745	SVS	ABDUL AHAD SHAKEEL MISTRY	B	114000	10.88
543745	SVS	JINESHKUMAR POPATLAL SHAH	B	198000	10.89
543745	SVS	VINODKUMAR MANILAL GALA	B	108000	10.98
543745	SVS	VISHAL MAHESH WAGHELA	S	192000	10.87
521005	TITANIN	GLOBALWORTH SECURITIES LIMITED	S	83641	46.6
521005	TITANIN	GLOBALWORTH SECURITIES LIMITED	B	119287	46.12
521005	TITANIN	GRAI CONSTRUCTIONS LLP	S	122699	46.6
521005	TITANIN	KOTTALA SOFTWARE LLP	S	162274	46.6
521005	TITANIN	KOTTALA SOFTWARE LLP	B	3200	46.53
531716	TRICOMFRU	LIMEGREEN TRADECOM PRIVATE LIMITED	S	100000	1.51
539291	VASUDHAGAM	DEV GANPAT PAWAR	S	670237	31.71
539291	VASUDHAGAM	DEV GANPAT PAWAR	B	29324	31.69
511523	VEERHEALTH	SHALIN MAHESHBHAI SHAH	S	129285	21.95
524661	WELCURE	MINABEN KIRITBHAI SHAH	B	132662	6.34
524661	WELCURE	NIRMALABEN VIVEKBHAI TRIVEDI	B	85511	6.19
524661	WELCURE	VINOD K S	S	93175	6.19

NSE

Security Code	Security Name	Client Name	Deal	Quantity	Price
ANTGRAPHIC	Antarctica Graphics Ltd	LAXMI TRADING AND INVESTMENTS	BUY	1500000	1.48
BANSALWIRE	Bansal Wire Industries L	KOTAK MAHINDRA MUTUAL FUND	BUY	2461752	350.15
BHANDA-RE1	Bhandari Hosiery Exp Ltd	ORBIT FINANCIAL CAPITAL	SELL	824566	0.7
DPEL	Divine Power Energy Ltd	MANSI SHARE AND STOCK ADVISORS PVT LTD	SELL	150000	123.15
DPEL	Divine Power Energy Ltd	MULTIPLIER SHARE & STOCK ADVISORS PRIVATE LIMITED	SELL	273000	117.98
NYKAA	FSN E Commerce Ventures	CANADA PENSION PLAN INVESTMENT BOARD	SELL	14734000	174.04
NYKAA	FSN E Commerce Ventures	CANADA PENSION PLAN INVESTMENT BOARD	SELL	14734000	174.04
NYKAA	FSN E Commerce Ventures	ICICI PRUDENTIAL MUTUAL FUND A/C ICICI PRUDENTIAL INDIA OPPORTUNITIES FUND	BUY	13046901	174.04
NYKAA	FSN E Commerce Ventures	ICICI PRUDENTIAL MUTUAL FUND A/C ICICI PRUDENTIAL TECHNOLOGY FUND	BUY	1687099	174.04
HILTON	Hilton Metal Forging Limi	SHUJAUR REHMAN SIDDIQUI	SELL	159375	82.82
INDIFRA	Indifra Limited	KOMALAY INVESTRADE PRIVATE LIMITED	SELL	66000	32.11
IPSL	Integrated Perso Ser Ltd	B.W.TRADERS	SELL	64000	158.3
RETAIL	JHS Sv endgaard Retail V L	MANISH VERMA	BUY	47919	44.19
KTL	Kalahridhaan Trendz Ltd	MITESH MAKVANA	BUY	351000	48
KTL	Kalahridhaan Trendz Ltd	PANKAJKUMAR JAYANTILAL PATEL	SELL	351000	48
MAHICKRA	Mahickra Chemical Limited	GANDHI ASHISHKUMAR CHAMPAKLAL	SELL	64500	98.02
MANKIND	Mankind Pharma Limited	AURIGIN MASTER FUND LIMITED	BUY	48032	2082
MANKIND	Mankind Pharma Limited	BOFA SECURITIES EUROPE SA - ODI	BUY	72048	2082
MANKIND	Mankind Pharma Limited	CITIGROUP GLOBAL MARKETS MAURITIUS PRIVATE LIMITED (ODI)	BUY	48032	2082
MANKIND	Mankind Pharma Limited	CITIGROUP GLOBAL MARKETS MAURITIUS PVT LTD	BUY	96063	2082
MANKIND	Mankind Pharma Limited	COPTHALL MAURITIUS INVESTMENT LTD	BUY	48032	2082
MANKIND	Mankind Pharma Limited	FUTURE GENERALI INDIA LIFE INSURANCE COMPANY LIMITED	BUY	48031	2082
MANKIND	Mankind Pharma Limited	GHISALLO MASTER FUND LP	BUY	106032	2082
MANKIND	Mankind Pharma Limited	GHISALLO MASTER FUND LP	BUY	48031	2082
MANKIND	Mankind Pharma Limited	GOLDMAN SACHS (SINGAPORE) PTE	BUY	48032	2082
MANKIND	Mankind Pharma Limited	GOLDMAN SACHS INVESTMENTS (MAURITIUS) I LIMITED	BUY	96062	2082
MANKIND	Mankind Pharma Limited	HEMA CIPEF (I) LIMITED	SELL	1850850	2082
MANKIND	Mankind Pharma Limited	HEMA CIPEF (I) LIMITED	SELL	1850850	2082
MANKIND	Mankind Pharma Limited	ICICI PRUDENTIAL MUTUAL FUND	BUY	362331	2082
MANKIND	Mankind Pharma Limited	ICICI PRUDENTIAL MUTUAL FUND A/C ICICI PRUDENTIAL INDIA OPPORTUNITIES FUND	BUY	437238	2082
MANKIND	Mankind Pharma Limited	ICICI PRUDENTIAL MUTUAL FUND A/C ICICI PRUDENTIAL MULTICAP FUND (POWER)	BUY	105261	2082
MANKIND	Mankind Pharma Limited	ICICI PRUDENTIAL MUTUAL FUND A/C ICICI PRUDENTIAL PHARMA HEALTHCARE & DIAGNOSTICS FUND	BUY	105261	2082
MANKIND	Mankind Pharma Limited	INTERNATIONAL OPPORTUNITIES FUNDS INDIA EQUITY	BUY	85700	2082
MANKIND	Mankind Pharma Limited	LIC MUTUAL FUND A/C FLEXI CAP FUND 17	BUY	24016	2082
MANKIND	Mankind Pharma Limited	LIC MUTUAL FUND A/C LARGE CAP FUND 19	BUY	24016	2082
MANKIND	Mankind Pharma Limited	MORGAN STANLEY ASIA SINGAPORE PTE	BUY	48032	2082
MANKIND	Mankind Pharma Limited	MORGAN STANLEY ASIA SINGAPORE PTE	BUY	288626	2082
MANKIND	Mankind Pharma Limited	MORGAN STANLEY ASIA SINGAPORE PTE	BUY	48031	2082
MANKIND	Mankind Pharma Limited	MORGAN STANLEY ASIA SINGAPORE PTE	BUY	336672	2082
MANKIND	Mankind Pharma Limited	NATIONAL PENSION SERVICE	BUY	37447	2082
MANKIND	Mankind Pharma Limited	NATIONAL PENSION SERVICE	BUY	37446	2082
MANKIND	Mankind Pharma Limited	NORGES BANK ON ACCOUNT OF THE GOVERNMENT PENSION FUND GLOBAL	BUY	288631	2082
MANKIND	Mankind Pharma Limited	NUVAMA ENHANCED DYNAMIC GROWTH EQUITY (EDGE) FUND	BUY	48031	2082
MANKIND	Mankind Pharma Limited	PGGM WORLD EQUITY II B.V.	BUY	10585	2082
MANKIND	Mankind Pharma Limited	PGGM WORLD EQUITY II B.V.	BUY	10585	2082

MANKIND	Mankind Pharma Limited	PICTET - INDIAN EQUITIES	BUY	321221	2082
MANKIND	Mankind Pharma Limited	PICTET - INDIAN EQUITIES	BUY	160001	2082
MANKIND	Mankind Pharma Limited	SOCIETE GENERALE	BUY	120078	2082
MANKIND	Mankind Pharma Limited	SOCIETE GENERALE	BUY	96064	2082
MANKIND	Mankind Pharma Limited	VERITION MULTI-STRATEGY MASTER FUND LTD.	BUY	48032	2082
MCLEODRUSS	Mcleod Russel India Limit	SHREE BAHUBALI STOCK BROKING LTD	BUY	702500	34.74
MITCON	MITCON Con	POLUS GLOBAL FUND	SELL	1258000	129.25
MITCON-RE	MITCON Con	POLUS GLOBAL FUND	SELL	397263	50
MITCON	MITCON Con	UNIVERSAL GOLDEN FUND	BUY	1258000	129.25
MITCON-RE	MITCON Con	UNIVERSAL GOLDEN FUND	BUY	397263	50
NEWJAISA	Newjaisa Technologies Ltd	AJAY KUMAR AGGARWAL	BUY	220500	128.9
OSIAHYPER	Osia Hyper Retail Ltd	VINEY EQUITY MARKET LLP	BUY	1250000	23.21
PCCL	Petro Carbon and Chemi L	MANSI SHARE AND STOCK ADVISORS PVT LTD	BUY	148800	344.85
SABAR	Sabar Flex India Limited	GREEN PEAKS ENTERPRISES LLP	BUY	85000	22.95
SEPC-RE2	SEPC Limited	PUNJAB NATIONAL BANK	SELL	1950000	3.36
SUNDARAM	Sundaram Multi Pap Ltd	RUCHI HIRJI GADA	SELL	3000000	3.24
VASA	Vasa Retail & Oversea Ltd	AJAY SHARMA	SELL	36000	6.71
VLEGOV	VL E Gov and IT Sol Ltd	PRIYA PRAKASH	BUY	787171	75.89

Disclosure:

Research Reports that are published by Nirmal Bang Securities Private Limited (hereinafter referred to as "NBSPL") are for private circulation only. NBSPL is a registered Research Analyst under SEBI (Research Analyst) Regulations, 2014 having Registration no. INH000001766. NBSPL is also a registered Stock Broker with National Stock Exchange of India Limited, BSE Limited, Metropolitan Stock Exchange of India Limited, Multi Commodity Exchange of India Limited and , National Commodity and Derivative Exchange Limited in Capital Market , Equity and Commodities derivatives segments and Currency Derivatives Segment .

NBSPL has other business divisions with independent research teams separated by Chinese walls, and therefore may, at times, have different or contrary views on stocks and markets.

NBSPL or its associates have not been debarred / suspended by SEBI or any other regulatory authority for accessing / dealing in securities Market since last 20 years. NBSPL, its associates or analyst or his relatives do not hold any financial interest (Except Investment) in the subject company. NBSPL or its associates or Analyst do not have any conflict or material conflict of interest at the time of publication of the research report with the subject company. NBSPL or its associates or Analyst or his relatives may or may not hold beneficial ownership of 1% or more in the subject company at the end of the month immediately preceding the date of publication of this research report.

NBSPL or its associates / analyst has not received any compensation / managed or co-managed public offering of securities of the company covered by Analyst during the past twelve months. NBSPL or its associates have not received any compensation or other benefits from the company covered by Analyst or third party in connection with the research report. Analyst has not served as an officer, director or employee of Subject Company. NBSPL / analyst has not been engaged in market making activity of the subject company.

Analyst Certification: The research analysts and authors of these reports, hereby certify that the views expressed in this research report accurately reflects my/our personal views about the subject securities, issuers, products, sectors or industries. It is also certified that no part of the compensation of the analyst(s) was, is, or will be directly or indirectly related to the inclusion of specific recommendations or views in this research. The analyst(s) principally responsible for the preparation of this research report and has taken reasonable care to achieve and maintain independence and objectivity in making any recommendations.

Disclaimer:

The Research Report is for the personal information of the authorized recipient and does not construe to be any investment, legal or taxation advice. NBSPL is not soliciting any action based upon it. Nothing in the research report shall be construed as a solicitation to buy or sell any security or product, or to engage in or refrain from engaging in any such transaction. In preparing the research report, we did not take into account the investment objectives, financial situation and particular needs of the reader.

The research report has been prepared for the general use of the clients of NBSPL and must not be copied, either in whole or in part, or distributed or redistributed to any other person in any form. If you are not the intended recipient you must not use or disclose the information in the research report in any way. Though disseminated to all the customers simultaneously, not all customers may receive the research report at the same time. NBSPL will not treat recipients as customers by virtue of their receiving the research report. The research report is not directed or intended for distribution to or use by any person or entity resident in a state, country or any jurisdiction, where such distribution, publication, availability or use would be contrary to law, regulation or which would subject NBSPL & its group companies to registration or licensing requirements within such jurisdictions.

The report is based on the information obtained from sources believed to be reliable, but we do not make any representation or warranty that it is accurate, complete or up-to-date and it should not be relied upon as such. We accept no obligation to correct or update the information or opinions in it. NBSPL or any of its affiliates or employees shall not be in any way responsible for any loss or damage that may arise to any person from any inadvertent error in the information contained in the research report. NBSPL or any of its affiliates or employees do not provide, at any time, any express or implied warranty of any kind, regarding any matter pertaining to this report, including without limitation the implied warranties of merchantability, fitness for a particular purpose, and non-infringement. The recipients of the research report should rely on their own investigations.

This information is subject to change without any prior notice. NBSPL reserves its absolute discretion and right to make or refrain from making modifications and alterations to this statement from time to time. Nevertheless, NBSPL is committed to providing independent and transparent recommendations to its clients, and would be happy to provide information in response to specific client queries.

Before making an investment decision on the basis of research report, the reader needs to consider, with or without the assistance of an adviser, whether the advice is appropriate in light of their particular investment needs, objectives and financial circumstances. There are risks involved in securities trading. The price of securities can and does fluctuate, and an individual security may even become valueless. International investors are reminded of the additional risks inherent in international investments, such as currency fluctuations and international stock market or economic conditions, which may adversely affect the value of the investment. Opinions expressed are subject to change without any notice. Neither the company nor the director or the employees of NBSPL accept any liability whatsoever for any direct, indirect, consequential or other loss arising from any use of the research report and/or further communication in relation to the research report. Here it may be noted that neither NBSPL, nor its directors, employees, agents or representatives shall be liable for any damages whether direct or indirect, incidental, special or consequential including lost revenue or lost profit that may arise from or in connection with the use of the information contained in the research report.

Copyright of this document vests exclusively with NBSPL.

Our reports are also available on our website

Registration granted by SEBI and certification from NISM in no way guarantee performance of NBSPL or provide any assurance of returns to investors.

Nirmal Bang Research (Division of Nirmal Bang Securities Pvt. Ltd.)

B-2, 301/302, Marathon Innova,
Opp. Peninsula Corporate Park
Off. Ganpatrao Kadam Marg
Lower Parel(W), Mumbai-400013
Board No. : 91 22 6723 8000/8001
Fax. : 022 6723 8010